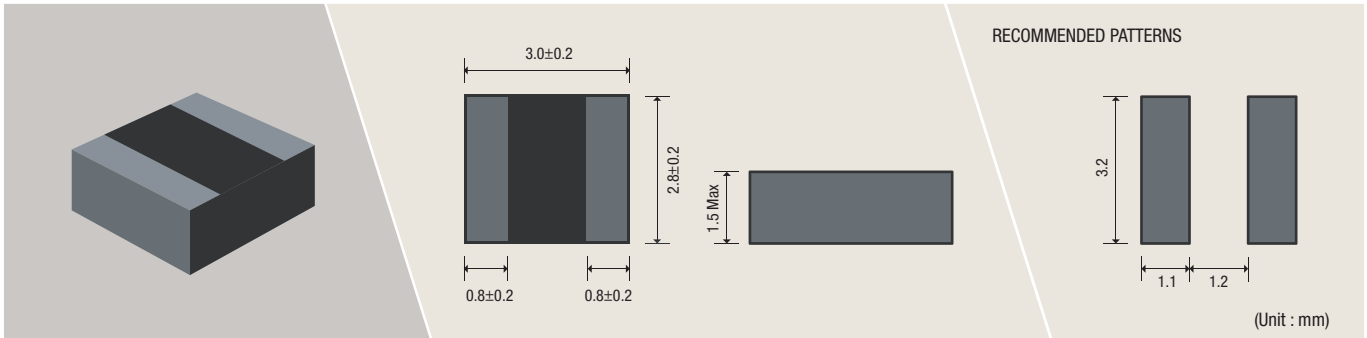


HSPP302815UL

POWER INDUCTORS FOR SURFACE MOUNTING



FEATURES

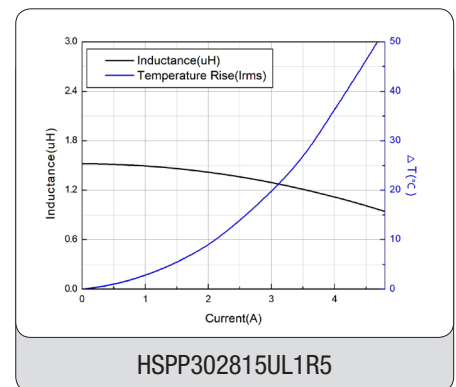
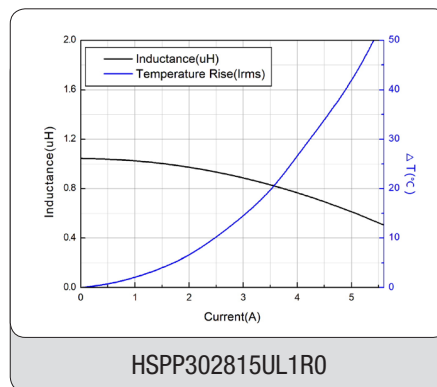
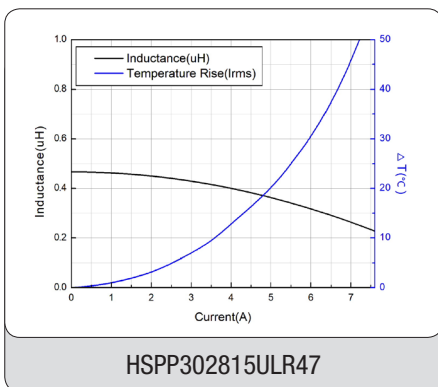
- Magnetic alloy power choke coil.
- Miniature size(3.0×2.8)
- Magnetic shielded.
- Low acoustic noise and high efficiency.
- Halogen Free and RoHS compliant.
- Ultra Low DCR

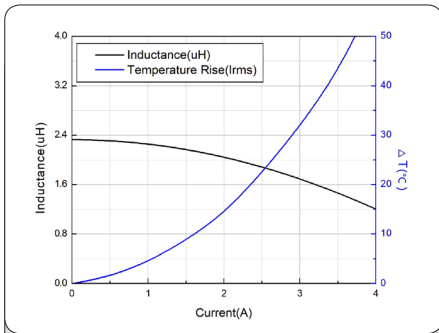
SPECIFICATION

Part. No.	Inductance @1MHz [μH]	DC Resistance [mΩ]Typ(Max)	Saturation Currentsat 30% [A] Typ.	Rated CurrentIdc [A] Typ. (ΔT = 40°C)
HSPP302815LR47	0.47 ± 20%	10.5(12.5)	6.10	6.70
HSPP302815L1R0	1.0 ± 20%	20(24)	4.40	4.90
HSPP302815L1R5	1.5 ± 20%	27(32)	4.20	4.20
HSPP302815L2R2	2.2 ± 20%	40(48)	3.10	3.40
HSPP302815L3R3	3.3 ± 20%	58(69)	2.60	2.90
HSPP302815L4R7	4.7 ± 20%	85(100)	2.30	2.40
HSPP302815L6R8	6.8 ± 20%	120(144)	1.90	2.00
HSPP302815L100	10 ± 20%	200(240)	1.60	1.60
HSPP302815L220	22 ± 20%	420(500)	1.10	1.00

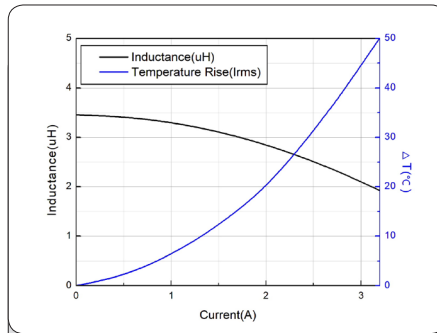
- Inductance is measured with the 4294A(AgilentTechnologies) or equivalent. (@1 MHz, 0.1Vrms)
- DCResistance is measured with the Digital Multimeter 3541(Hioki) or equivalent.
- Maximum allowable DC current is that which caused a 30% inductance reduction from the initial value, coil temperature to rise by 40°C whichever is smaller. (Ambient temp.20°C)

ELECTRICAL CHARACTERISTICS

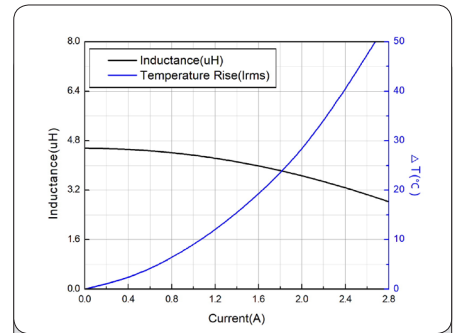




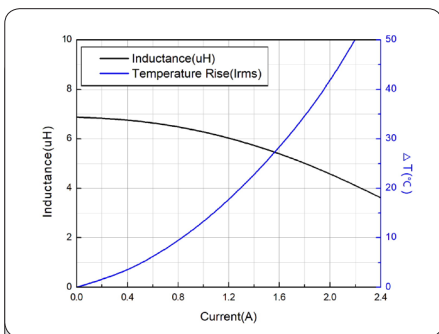
HSP302815UL2R2



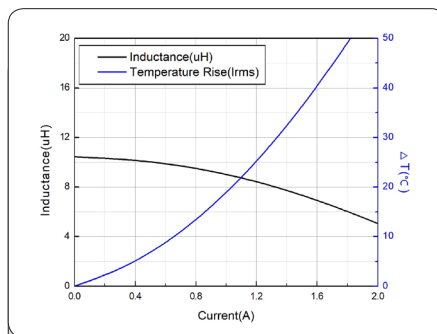
HSP302815UL3R3



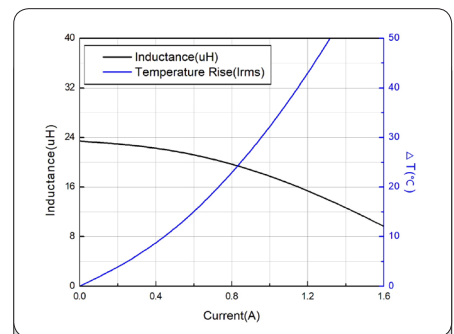
HSP302815UL4R7



HSP302815UL6R8

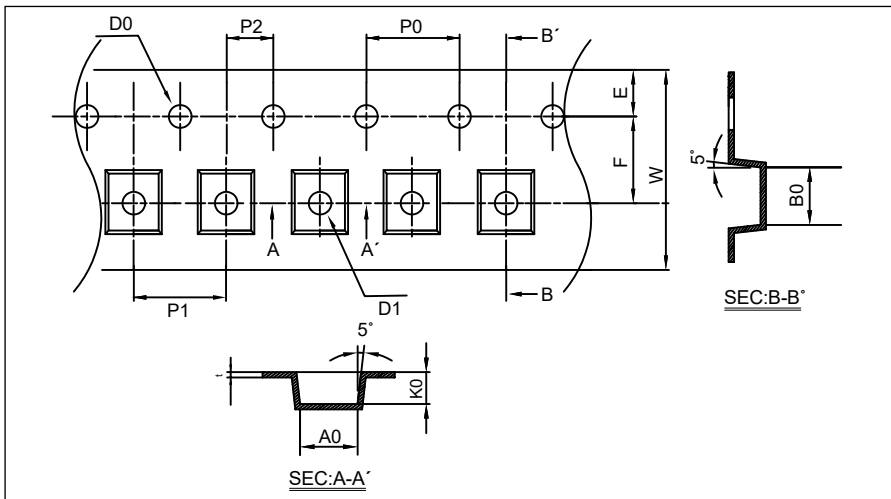


HSP302815UL100



HSP302815UL220

REEL TAPE SPECIFICATION



Item	Specification	Tol.(+/-)
W	8.00	± 0.20
E	1.75	± 0.10
F	3.50	± 0.05
D0	Φ1.50	+ 0.10, - 0
D1	Φ1.00	± 0.10
P0	4.00	± 0.05
P1	4.00	± 0.10
P2	2.00	± 0.05
P0x10	40.00	± 0.20
T	0.23	± 0.05
A0	3.20	± 0.10
B0	3.20	± 0.10
K0	1.70	± 0.10